









Hi! I've made a tally chart of favourite pets of children in my class. Each child could choose one type of pet.



Dog 	
Cat 	
Rabbit 	
Hamster 	

1. How many children chose dogs?

2. How many more children chose rabbits than hamsters?

3. Which pet was the most popular?

4. Which pet was the least popular?

5. Carry out your own survey. It could be favourite pets, birds in the garden or your own choice. Make a tally chart of the results.