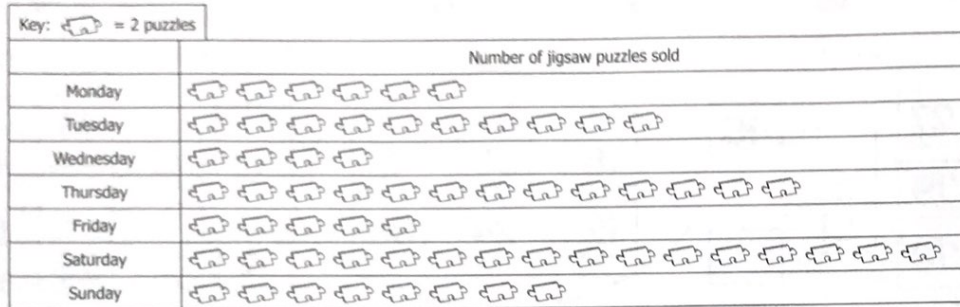





# Handling Data


**1** This chart shows how many jigsaw puzzles a shop sold on each day of one week. Use it to help you answer the questions.



- a** How many puzzles were sold on Tuesday?
- b** How many puzzles were sold on Monday, Wednesday and Friday combined?
- c** On which day were the most puzzles sold?
- d** On which day were half as many puzzles sold as on Saturday?
- e** How many more puzzles were sold on Thursday than on Wednesday?



**2** Add the information on the right onto the bar chart.



Bird type	Number
Coot	11
Swan	8
Goose	5
Duck	16