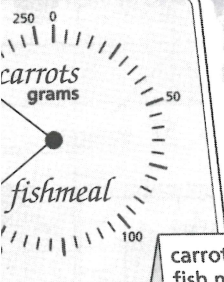

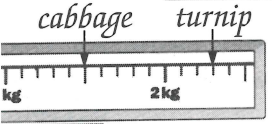


24

Weight: scales




carrots 220g
fish meal 165g



2kg 300g
1 1/2 kg



Benny 760g
Smudge 2kg 500g
Patch 3kg 600g




8.

R23

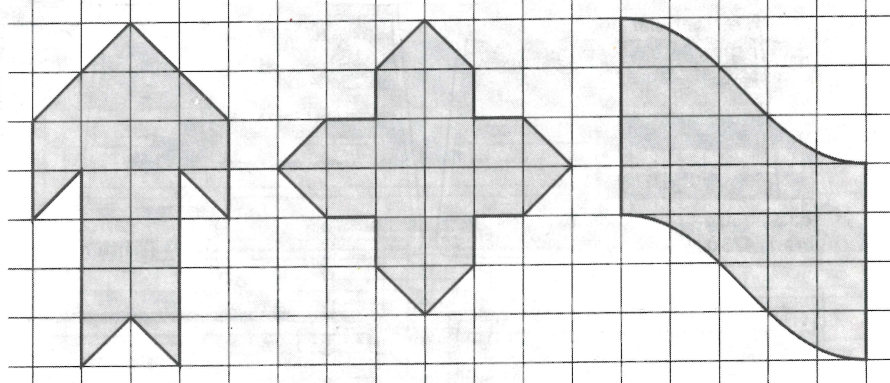
25

Area: irregular shapes

Lands beyond




1 Find the area of each emblem.



Area: 16 cm²

Area: 16 cm²

Area: about 20 cm²



Area: about 13 cm²

Area: about 42 cm²

Area: about 34 cm²

2 Use centimetre squared paper.

- (a) Design an emblem with an area of about 30cm².
- (b) Ask a friend to check its area.

Design produced depends on children but should have an area of about 30 cm².