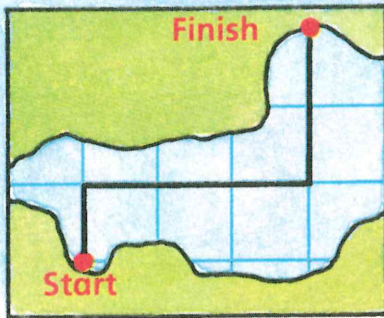




# Ship ahoy!



F4 means forward 4.  
R means turn right.  
L means turn left.

The directions from **start** to **finish** are F1, R, F3, L, F2.

Use the Sea of Islands map on the next page.

1 Draw paths and complete the sea chart.

Start	Directions	Finish
Bounty Bay	F1, R, F8, L, F2, R, F4, R, F1.	
Castaway Creek	F6, R, F2, L, F2, L, F2, R, F5.	
Port Royal	F1, R, F7, L, F6, L, F3, L, F2.	
Smugglers' Cove		Port Royal
Palm Beach		Castaway Creek
Port Royal		Bounty Bay

2 All ye who seek the sunken loot,  
Use these directions to plan your route.

Start at Port Royal.

F1, L, F9, R, F13, R, F6, L, F3, R, F4, R, F2, R, F1.

• Mark the position with a cross.

3 Draw a shorter path to the treasure.  
Write the directions for your path.

4 Draw your own map on squared paper.  
Write directions for a friend to follow.