

What age were you when you had your first bike?



- 1 (a) How many girls answered?  
 (b) How many girls did not give an age as an answer?  
 (c) Which answer is the mode?

- 2 (a) How many boys answered?  
 (b) How many boys were 8 or older when they had their first bike?  
 (c) Which answer is the mode?

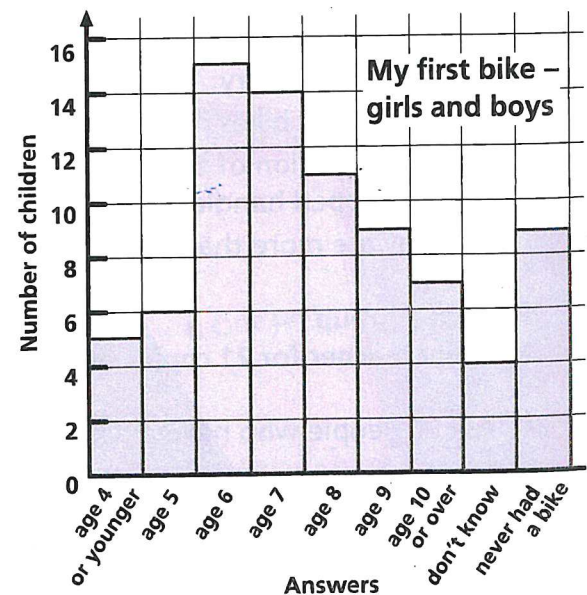
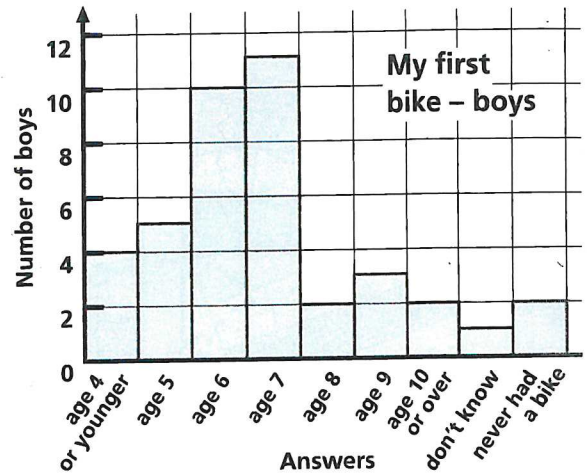
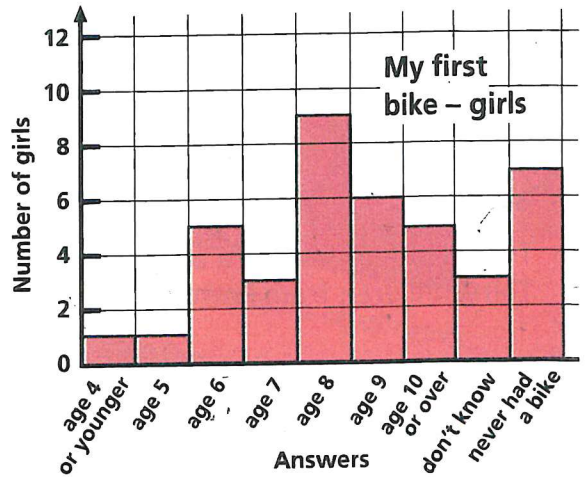
- 3 (a) How many children  
 • did not give an age  
 • gave an age?  
 (b) Which answer is the mode?

Problem solving

- 4 Use centimetre squared paper. Redraw this graph so that it shows clearly  
 • answers given by girls  
 • answers given by boys.

Go to Workbook page 31.

These graphs show the answers given by  
 • girls • boys • girls and boys.





Do you always put your hands on the handlebar grips?

Do you always pedal with the balls of your feet?

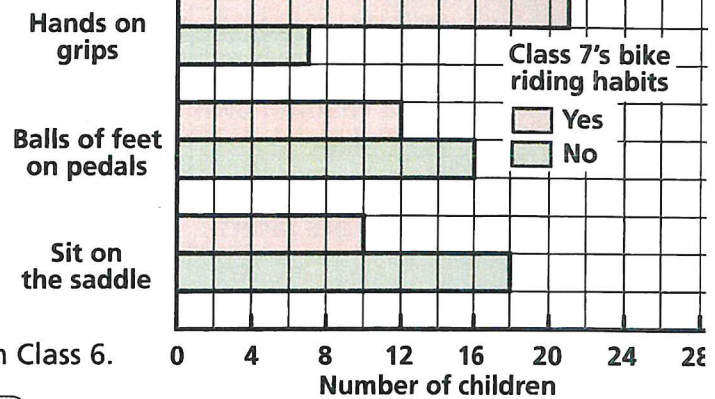


Do you always sit on the saddle?



The graph shows Class 7's answers.

- 1 (a) How many children answered each question?
- (b) Which good habit did
  - most of Class 7 have
  - fewest of Class 7 have?



Here are some bike safety answers from Class 6.



I always wear a helmet.

I sometimes signal to other road users.



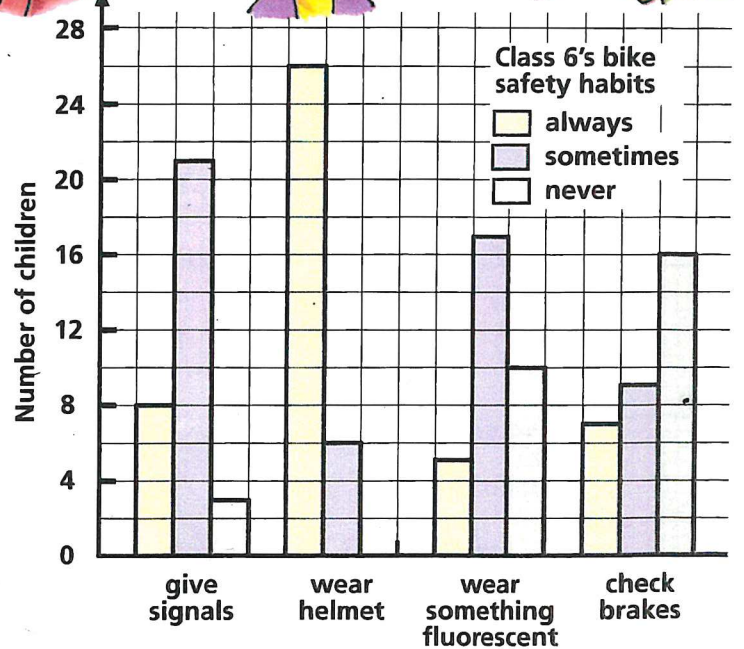
I never check my brakes.

I sometimes wear something fluorescent.



The graph shows all of Class 6's responses.

- 2 (a) How many children answered each question?
- (b) What fraction of the children
  - always give signals
  - sometimes wear a helmet
  - never check their brakes?
- (c) What advice would you give to these children to improve their bike safety habits?



- 3 Draw a graph using this data from Class 5.

Do you	always	sometimes	never
cycle to school?	1	3	27
cycle near home?	24	4	3
cycle on holiday?	5	14	12

